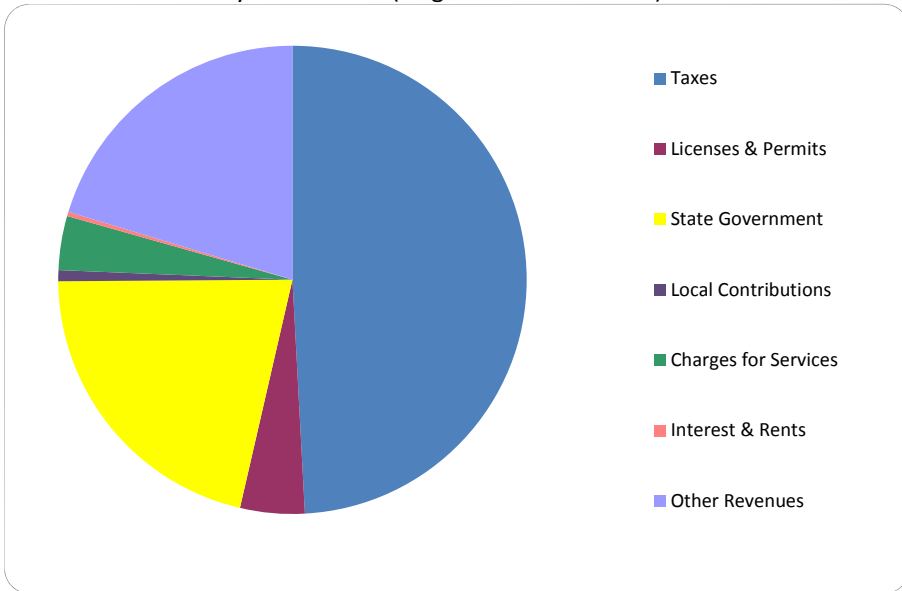


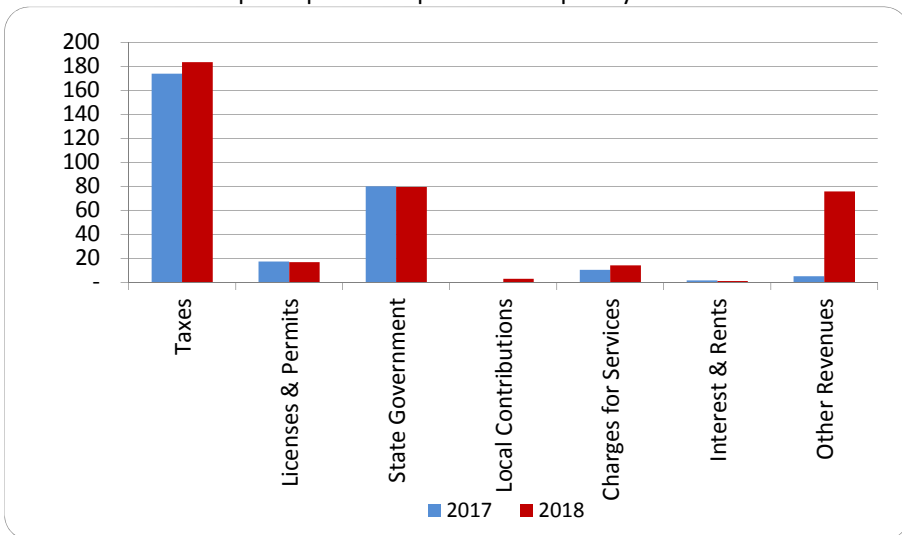
1. Where our money comes from (all governmental funds)



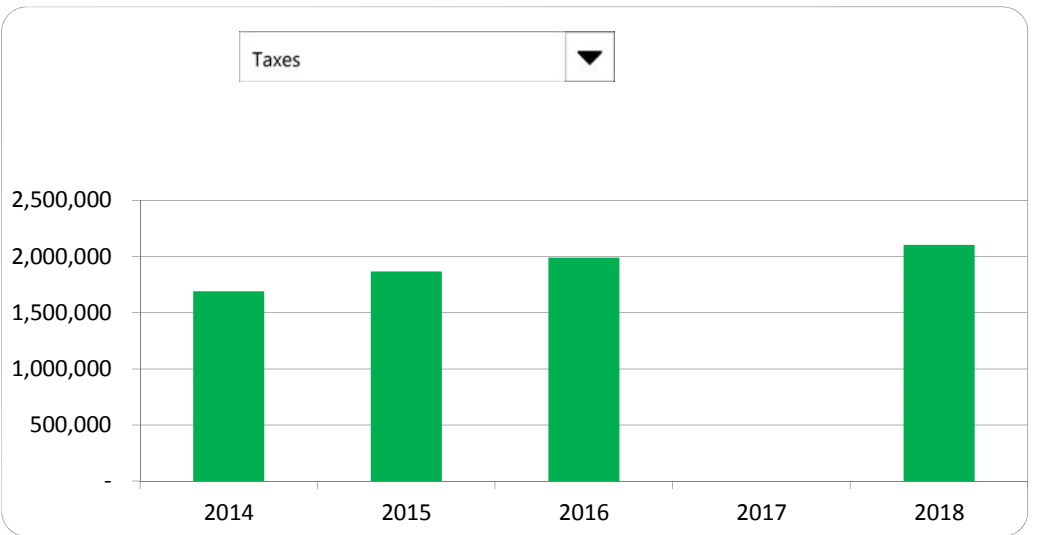
2. Compared to the prior year

	2017	2018	% change
Taxes	\$ 1,992,151	\$ 2,105,857	5.71%
Licenses & Permits	197,074	190,908	-3.13%
Federal Government	-	-	N/A
State Government	914,567	912,427	-0.23%
Local Contributions	-	32,908	N/A
Charges for Services	118,828	160,175	34.80%
Fines & Forfeitures	-	-	N/A
Interest & Rents	16,235	12,718	-21.66%
Other Revenues	58,265	869,964	1393.12%
Total Revenues	\$ 3,297,120	\$ 4,284,957	29.96%

3. Revenue sources per capita - compared to the prior year



4. Historical trends of individual sources



Commentary:

For more information on our unit's finances, contact Beth Friend at 231 947-8647.